



# St Mary's Newsletter

## WELCOME TO WEEK 1

Welcome everyone to term 2! It has a very different feel to this terms beginning. We thank you all for your support and patience as we try to get the term underway. As I have recently communicated this is a first of many for us as educators and you all at home. We will be trialing what works and trying to improve on what is not working along the way. What we do know is that our teachers have worked tirelessly throughout their holidays to research and create ways we can deliver learning remotely. It is far from perfect, but we are trying to provide supports for everyone.

From our families we have received great messages of support and encouragement, and many offers of advice and we thank you all. Can I ask that we please be open minded, continue to be patient and trust in the teachers educating your children. We are doing everything possible to keep the learning flow for everyone at St Mary's. Remote learning and how we have planned may not suit every family, however we will be trying our best to get the learning needed into your homes throughout this journey. We will all walk away from this learning new things I know!

All schools at this point in time are doing what they think will work best for their communities. The guidance from our state government has been limited in regard to remote curriculum. What schools must provide is sufficient learning to the time of:

Prep - Yr 2		Year 3 - Year 6	PE: 30 mins
Literacy	45 - 60 minutes	Literacy	45 - 60 minutes
Numeracy	30 - 45 minutes	Numeracy	30 - 45 minutes
Other Learning Areas	30 - 45 minutes	Other Learning Areas	90 minutes

The divide between federal and state governments have also been prominent in the media today in regard to sending children to school. St Mary's must adhere to Victorian state government directives and then align to CECV (Catholic Education Commission Victoria). Our directive continues to be that where children can learn at home they must. St Mary's currently has a small number of children at school and categories that are for essential work which we will adhere to diligently. These families please be reminded that your children can only attend on days that are stated on your registrations.

St Mary's has put in place all recommended measures for social distancing and additional hygiene guidance to ensure that the children and staff are as safe as possible at school.

*God Bless - Jasmine Ryan (Principal)*



## DATES AHEAD

- 15th April - Term 2 starts for learners - Remote Learning
- 19th April - Week 1 Challenge due
- 25th April - ANZAC Day
- 26th April - Week 2 Challenge due
- 28th April - Virtual Assembly released





*St Mary's is a Child Safe School.*

*We promote the safety, wellbeing and inclusion of all children.*

## Remote Learning Attendance

St Mary's will still record daily attendance in accordance with our Attendance policy. Teachers will take a physical attendance during live remote learning times.

Parents are asked to use PAM to log their Parent Notified Absence - REMOTE LEARNING. If you log on your child, select their name, the reason - Remote Learning, Multi-date, parents are able to log the whole week in advance. By doing this your child's attendance will not alter in a percentage on their school report.

If your child is unwell, please use PAM or school stream to indicate this.

Keeping our attendance recorded accurately will minimise the need for Jenny or Alex to call families.

We thank you for your support on this!

**EVERYDAY  
COUNTS!**

## A PRAYER

Dear Lord,

Today we begin the start of a new term, a term full of challenge, perhaps worry and uncertainty but also new teaching and learning, and hopefully a term of excitement and fun. Please be with us during this time, bring peace to those who may be feeling anxious and hope to those feeling scared.

Give us the wisdom, courage and perseverance to embrace remote learning and may we support and encourage each other, as we grow to become better learners and educators.

Amen



## Furniture on Loan

Thank you to the families who borrowed desks and chairs to set up learning spaces at home. When we return to school these items will need to be returned. Please take care of these items while in your homes.

HELP  
**STOP**  
THE  
**SPREAD**  
AND STAY HEALTHY



## Internet issues @ home - Hard Copy Collections

Remote learning from St Mary's is being delivered in many forms. We are using a combination of remote, flexible and flipped to get learning into our homes. The state government recently commented that additional supports of internet and devices would be provided, this applies to government schools only - not catholic schools.

For families who have regular internet issues due to where they live and would prefer to use the flexible learning framework only, relying on hard copies - please email your child's teacher so that these resources can be prepared and available for collection.

## Week One Challenge

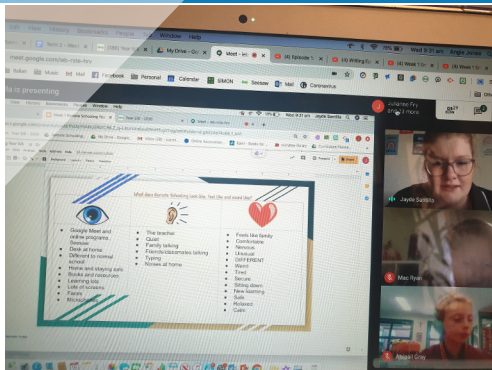
Each week we will have a remote learning challenge for a little extra fun at St Mary's. There will be prizes to be won and the challenge will be posted on PAM & Seesaw.

**Week #1 Challenge:** St Mary's was due to have school photos this week, unfortunately we have had to reschedule but in the meantime be your own photographer! This year take your own school photo, be as creative as you like! The only criteria is that you must be in your St Mary's school uniform! School photos must be emailed to [principal@smcohuna.catholic.edu.au](mailto:principal@smcohuna.catholic.edu.au) by Sunday 19th April @ 3:00pm

*St Mary's acknowledges and pays respects to the traditional custodians of the land on which we meet: the Barrapa Rappa People, and pay respects to elders both past and present.*







## OUR LEARNING

### JUNIOR TEAM

Welcome back to Term 2! We hope that each and every one of you had a great holiday and enjoyed their time with their family. The Prep - Yr 2 teachers are so excited to start this learning journey with you, we can not wait to see where this takes us. We are all going to be learning together. The teachers are learning too!

Term 2 is going to look a little different and take us all some time to get used to, but by the end of this, we are going to have amazing skills that we will be able to use for our future learning.

The Prep - Yr 2 teachers have been busy organising a home classroom for term 2 and we can not wait to share them with you.

We can not wait to see the amazing learning that you all do and see all your smiling face on Wednesday morning.




### BIRTHDAYS



### SENIOR TEAM

I would like to welcome all Year 3-6 learners to our Remote Schooling in Term 2. Miss Cooke, Mrs Colbert and Miss Santilla have set up their new classrooms for the term... at home! We are so excited for this new learning adventure for the learners at St. Mary's, but also us teachers are stepping outside our comfort zones in front of the camera.

In the holidays, some of the Year 3-6 teachers set challenges for the Learners to participate in over Seesaw. Here are some amazing learning that is already happening in our community:



- Isabella Hore - 14th April
- Suzanne Manning - 17th April





# NDCH

Northern District Community Health

NDCH-your first port of call in the pursuit of good health!

## Tips for Learning from Home



**1. Relax:** Don't put pressure on yourself to replace your child's teacher – no one is expecting this. Your child's school will have school work for them to learn. Be there for your child if they need any help.

**2. Be Realistic:** Know that each day may not go as planned. Some days will be harder than others. Many parents are also working from home during this time and adding home schooling may be hard. Do the best that you can do. Ask for help if you need it.

**3. Routine:** Try to keep the same routine. Get up, shower, get dressed and eat breakfast. Try to start and finish learning at the same time as school. Make sure to have breaks – eat, exercise, play outside.

**4. Check in:** Ask your child each morning and afternoon how they are feeling. Take an interest in what they are learning. See if they need help with anything. Check in with your child's teacher.

**5. Learning Space:** Set up a learning space for your child. This will be different for every child and family. It should be quiet and comfortable. Try not to have any distractions.

**6. Activities at Home:** Many activities at home can be learning opportunities for kids – cooking, cleaning, gardening, woodwork, board games, puzzles. These require maths, problem solving and logical thinking skills.

For more information visit: <https://www.education.vic.gov.au/parents/learning/Pages/home-learning.aspx>  
For the most up to date information about coronavirus please visit: <https://www.health.gov.au/>





Join us as we talk to leading specialists in workplace mental health and wellbeing in a free webinar on Thursday 16 April.

We have assembled a specialist panel from some of Australia's leading mental health and wellbeing organisations:

·Catherine Doherty, Workplace Engagement Manager at [Beyond Blue](#)

·Katherine Newton, CEO at [R U OK?](#)

·Dr Kathy Bond, Workplace Engagement Manager at [Mental Health First Aid Australia](#)

The coronavirus (COVID-19) pandemic is rapidly changing the way that we work, impacting mental health and wellbeing across workplaces and increasing levels of stress and anxiety for many.

We'll discuss how you can support and promote positive mental health and wellbeing in your workplace during the coronavirus (COVID-19) pandemic.

Topics include:

- When home becomes the workplace: Mental health and remote work
- Know the warning signs: How to start the conversation about mental health
- Mental wellbeing support: Tools and resources for workplaces

To attend, please register your details at the link below and you will receive a Zoom meeting invite. Hope to see you there!

### [Webinar details](#)

Date: Thursday 16 April 2020

Time: 12pm-1pm (Canberra, Melbourne, Sydney time)

Register Now - [https://zoom.us/webinar/register/WN\\_nkR8XyXhT6e5xitm1oemJA](https://zoom.us/webinar/register/WN_nkR8XyXhT6e5xitm1oemJA)